

# LED BOLLARD PATH LIGHTS

## QUICK SEARCH CODE: SC9332



### FEATURES:

- Die-cast aluminum housing, powder coat finish (Bronze)
- Polycarbonate front housing and prismatic lens provide vandal resistance
- Four 1/2" hub
- LED Phillips Lumileds LEDs
- Color Temperature: Available in 3000K Soft White and 5000K Daylight
- Shape: Round and Square
- Choose between an 18" post and 36" post for direct burial or base mounting
- 1 sided post and two sided post option available



### APPLICATION:

- Decorative ambience
- Alleys
- Loading docks
- Doorway
- Pathway
- Landscaping

### MOUNTING:

Compatible with all outdoor fixtures that can be mounted on 3" or 4" octagonal base and plaster rings.

Wall mount



One sided post

Post sold separately



Two sided post

Post sold separately



### WARRANTY & LISTINGS:

- 5-year warranty
- UL / CUL Listed
- Wet Location Rated
- DLC

### ELECTRICAL:

- Voltage: 100~277V AC, 50/60Hz
- Operating Temp: -4°F to 104°F
- CRI: >80
- Power Factor: 95%
- 50,000 hour rated life

### ACCESSORIES:

- Post



### SPECIFICATION:

Shape	Wattage	Lumens	Color Temperature	Finish	Post
Round	6W	4,400 LM	5000K Daylight 3000K Soft White	Bronze	No Post With 1 Sided 18 Inch Post (includes 1 fixture) With 1 Sided 36 Inch Post (includes 1 fixture)
Square	6W	4,400 LM	5000K Daylight 3000K Soft White	Bronze	With 2 Sided 18 Inch Post (includes 2 fixtures) With 2 Sided 36 Inch Post (includes 2 fixtures)

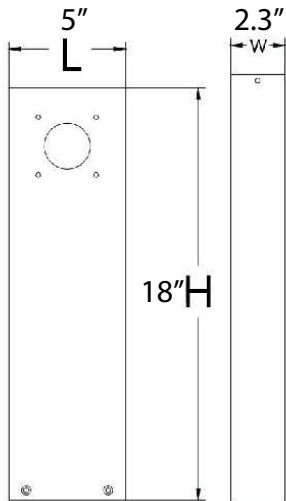
# LED BOLLARD PATH LIGHTS

## QUICK SEARCH CODE: SC9332



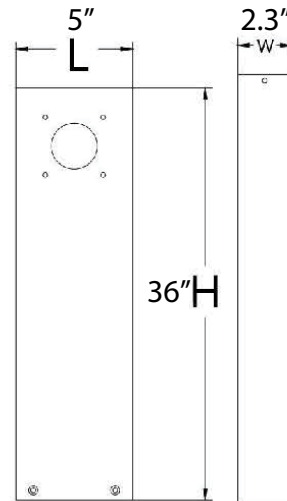
### 18 INCH POLE DIMENSIONS:

18" (H) x 5" (L) x 2.3" (W)



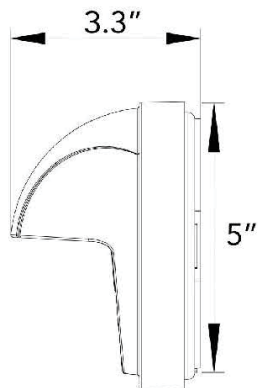
### 36 INCH POLE DIMENSIONS:

36" (H) x 5" (L) x 2.3" (W)



### ROUND DIMENSIONS:

5" (H) x 3.3" (W)



### SQUARE DIMENSIONS:

5" (H) x 3.6" (W)

